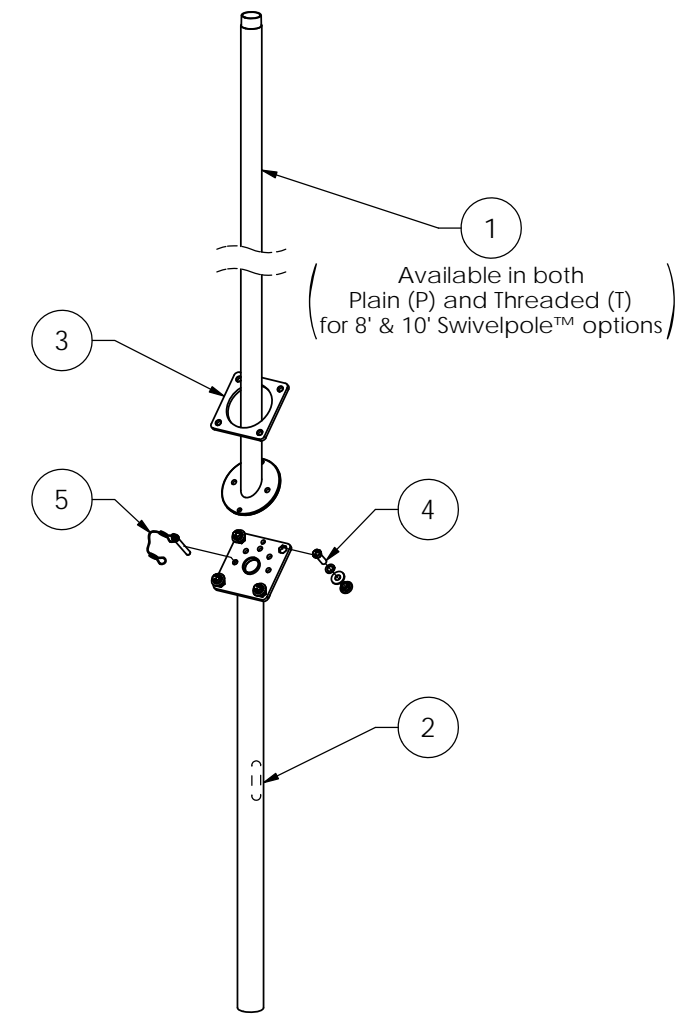
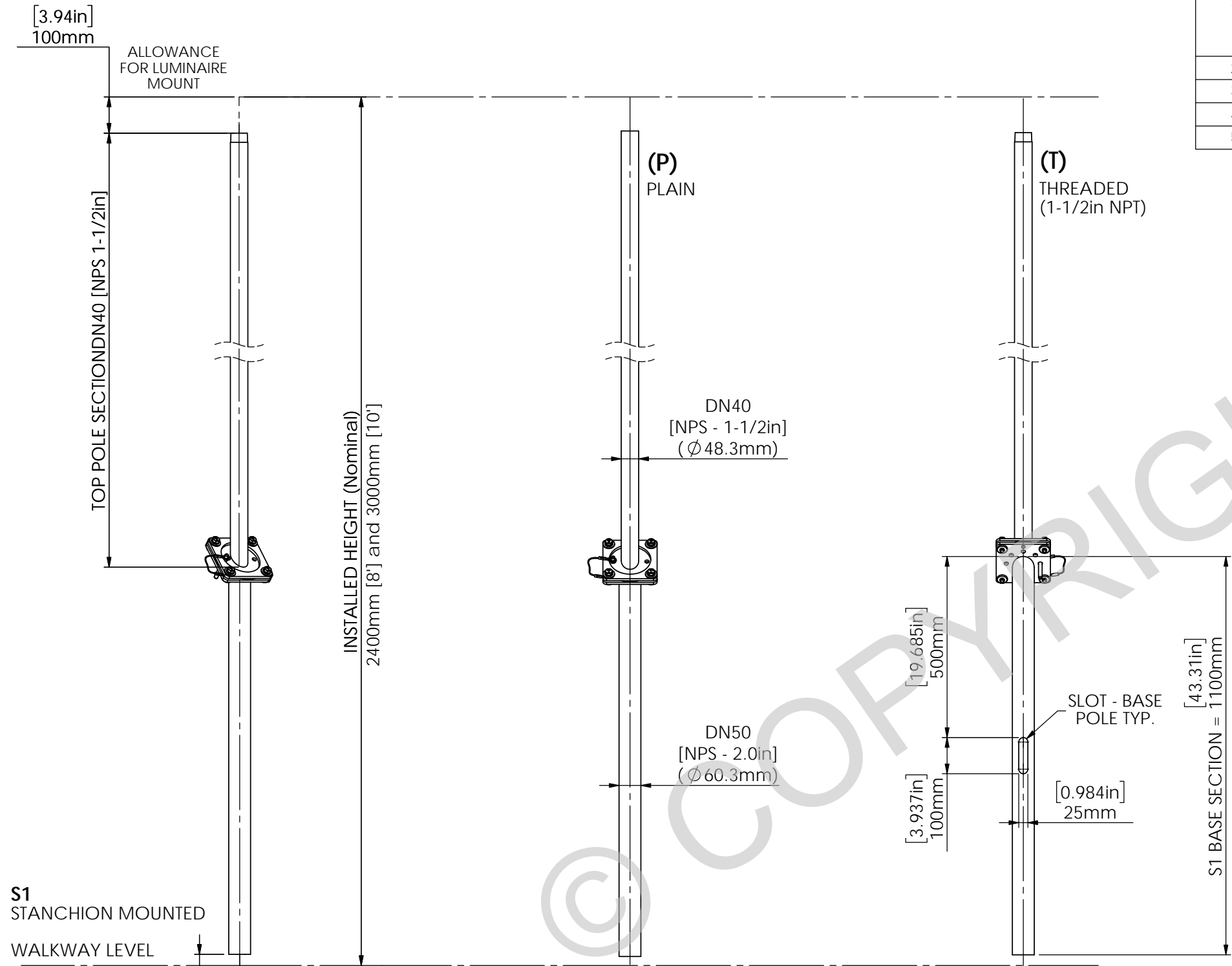


ITEM No.	QTY.	DESCRIPTION	PART NUMBER
1	1	DN40 [NPS - 1-1/2in] Top Pole - Plain (to suit 8' Swivelpole™ option)	T401200P-HG
	1	DN40 [NPS - 1-1/2in] Top Pole - Threaded (to suit 8' Swivelpole™ option)	T401200T-HG
	1	DN40 [NPS - 1-1/2in] Top Pole - Plain (to suit 10' Swivelpole™ option)	T401800P-HG
	1	DN40 [NPS - 1-1/2in] Top Pole - Threaded (to suit 10' Swivelpole™ option)	T401800T-HG
2	1	DN50 [NPS - 2.0in] S1 Base - Slotted	S1-B501100PS-LR-HG
3	1	Clamp Plate	CP08-150-001-HG
4	4	Fastener Kit	FSNK-001-DM
5	1	Safety Pin	SP10-HG



S1
STANCHION MOUNTED
WALKWAY LEVEL
APPROX.
[1.0in]
25mm

S1 - TOP - Plain : No Slot (P)

INSTALLED HEIGHT	PRODUCT CODE
2400 [8']	S1-2400-P-HG
3000 [10']	S1-3000-P-HG

(with NPS 2.0in Slotted Base Pole)

S1 - TOP - Threaded (T)

INSTALLED HEIGHT	PRODUCT CODE
2400 [8']	S1-2400-T-HG
3000 [10']	S1-3000-T-HG

(with NPS 2.0in Slotted Base Pole)

POLE PART No.	WEIGHT
S1-2400 [8']	13.6 kg (29.9 lb)
S1-3000 [10']	16.0 kg (35.2 lb)

S1 - STANCHION MOUNTED
TYPICAL ASSEMBLY

MATERIAL = Steel
(Galvanized Finish)

IEC



Scan Code with QR Reader app for more Swivelpole™ S Series Solutions

PATENTED
PRODUCTS

www.swivelpole.com

Swivelpole™

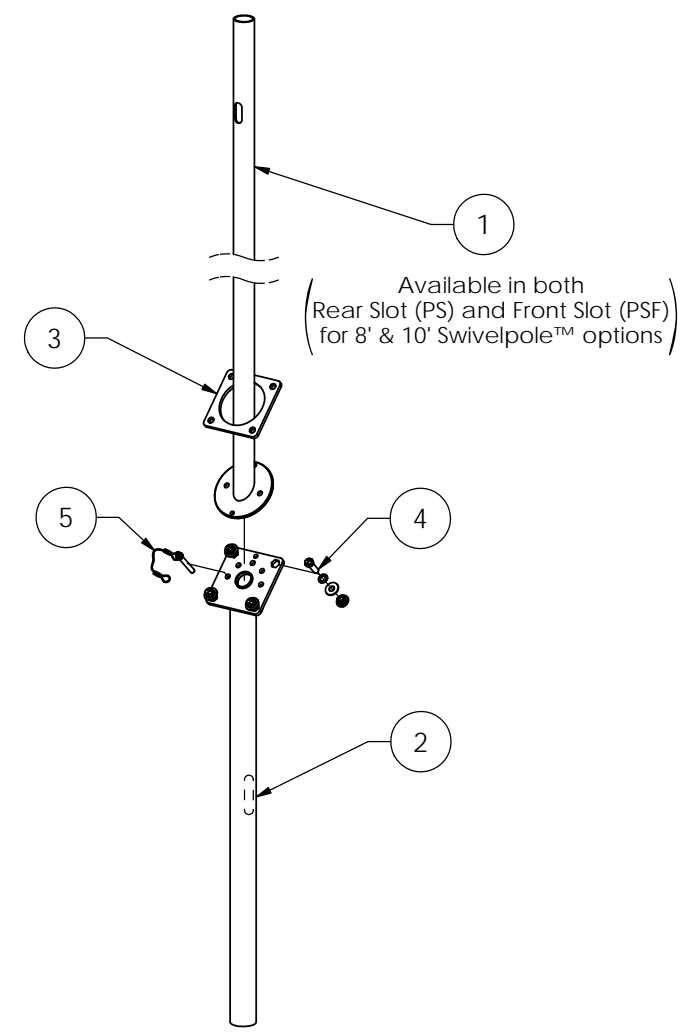
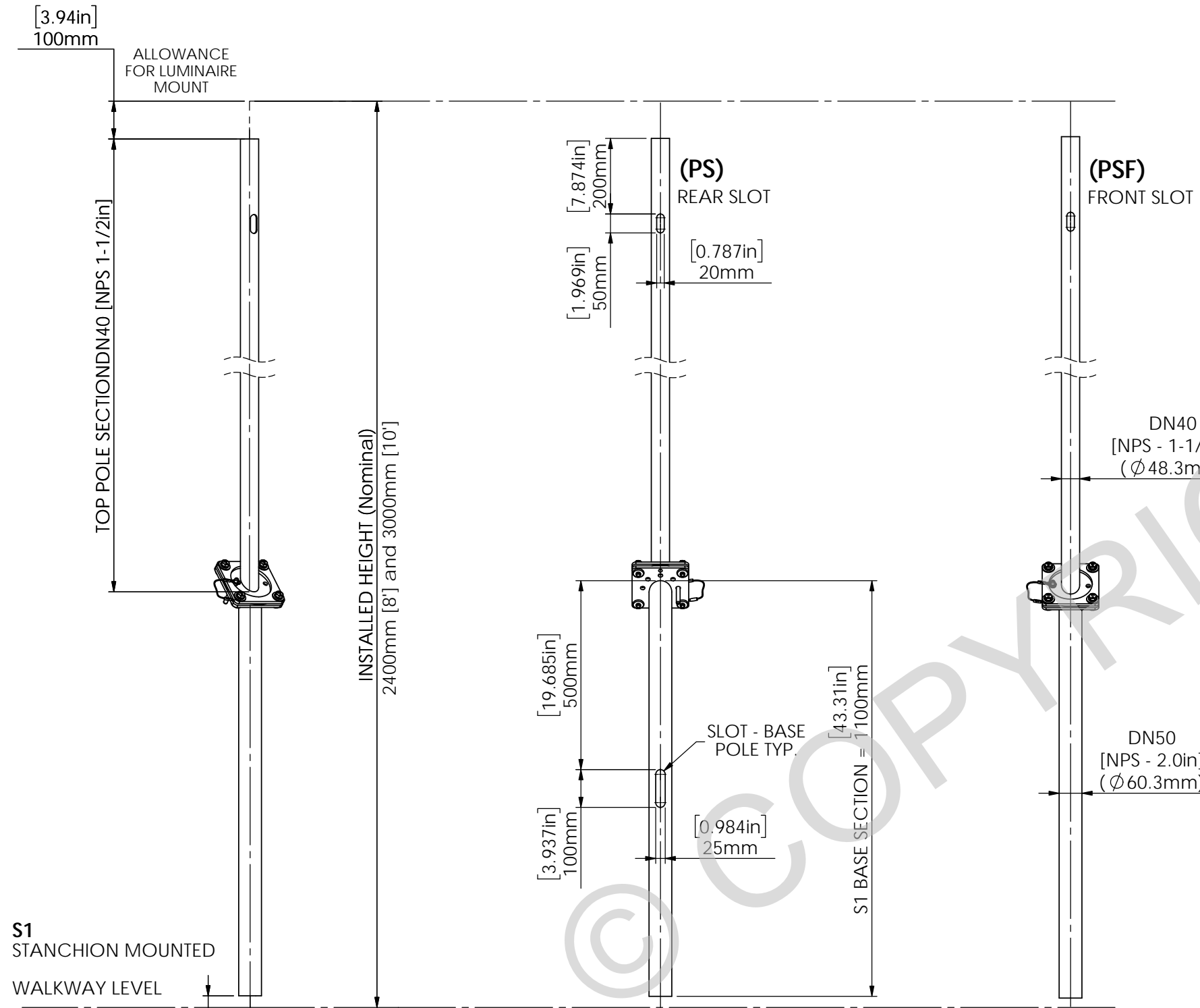
This document is the property of and protected by copyright owned by Swivelpole Group Pty Ltd. The designs and other information embodied in this document comprise confidential information of Swivelpole Group Pty Ltd and form part of products covered by international patents and registered designs including US patent No 6957832. Unauthorised use, reproduction and disclosure are strictly prohibited. This document must not be removed from the premises of the licensed user of this document without Swivelpole Group Pty Ltd's prior approval.

ALL DIMENSIONS ARE IN MILLIMETERS / INCHES	PROJECT	SERIES / CODE	PART NUMBER
	SWIVELPOLE™	S	As Shown (RQ1250)
DRAWN BY	BP	DATE	26-10-09
CHECKED BY	PP	DATE	31-03-10
APPROVED BY	PP	DATE	31-03-10
THIRD ANGLE PROJECTION	SCALE		DRG No
	N.T.S.		C-NA-S1-5040-001-HG

TITLE: Swivelpole™ S1
DN50 [NPS 2.0in] Base, DN40 [NPS 1-1/2in] Top (P,T)
General Assembly

REV 5 A3

ITEM No.	QTY.	DESCRIPTION	PART NUMBER
1	1	DN40 [NPS - 1-1/2in] Top Pole - Rear Slot (to suit 8' Swivelpole™ option)	T401200PS-HG
	1	DN40 [NPS - 1-1/2in] Top Pole - Front Slot (to suit 8' Swivelpole™ option)	T401200PSF-HG
	1	DN40 [NPS - 1-1/2in] Top Pole - Rear Slot (to suit 10' Swivelpole™ option)	T401800PS-HG
	1	DN40 [NPS - 1-1/2in] Top Pole - Front Slot (to suit 10' Swivelpole™ option)	T401800PSF-HG
2	1	DN50 [NPS - 2.0in] S1 Base - Slotted	S1-B501100PS-LR-HG
3	1	Clamp Plate	CP08-150-001-HG
4	4	Fastener Kit	FSNK-001-DM
5	1	Safety Pin	SP10-HG



S1 STANCHION MOUNTED
WALKWAY LEVEL

S1 - TOP - Rear Slot (PS)

INSTALLED HEIGHT	PRODUCT CODE
2400 [8']	S1-2400-PS-HG
3000 [10']	S1-3000-PS-HG

(with NPS 2.0in Slotted Base Pole)

S1 - TOP - Front Slot (PSF)

INSTALLED HEIGHT	PRODUCT CODE
2400 [8']	S1-2400-PSF-HG
3000 [10']	S1-3000-PSF-HG

(with NPS 2.0in Slotted Base Pole)

POLE PART No.	WEIGHT
S1-2400 [8']	13.6 kg (29.9 lb)
S1-3000 [10']	16.0 kg (35.2 lb)

S1 - STANCHION MOUNTED
TYPICAL ASSEMBLY

MATERIAL = Steel
(Galvanized Finish)

IEC



Scan Code with QR Reader app for more Swivelpole™ S Series Solutions

PATENTED
PRODUCTS

www.swivelpole.com

Swivelpole™

This document is the property of and protected by copyright owned by Swivelpole Group Pty Ltd. The designs and other information embodied in this document comprise confidential information of Swivelpole Group Pty Ltd and form part of products covered by international patents and registered designs including US patent No 6957832. Unauthorised use, reproduction and disclosure are strictly prohibited. This document must not be removed from the premises of the licensed user of this document without Swivelpole Group Pty Ltd's prior approval.

ALL DIMENSIONS ARE IN MILLIMETERS / INCHES	PROJECT	SERIES / CODE	PART NUMBER
	SWIVELPOLE™	S	As Shown (RQ1250)
DRAWN BY: BP	DATE: 26-10-09	TITLE: Swivelpole™ S1	
CHECKED BY: PP	DATE: 31-03-10	DN50 [NPS 2.0in] Base, DN40 [NPS 1-1/2in] Top (PS,PSF)	
APPROVED BY: PP	DATE: 31-03-10	General Assembly	
THIRD ANGLE PROJECTION	SCALE: N.T.S.	DRG No: C-NA-S1-5040-002-HG	REV: 5 A3