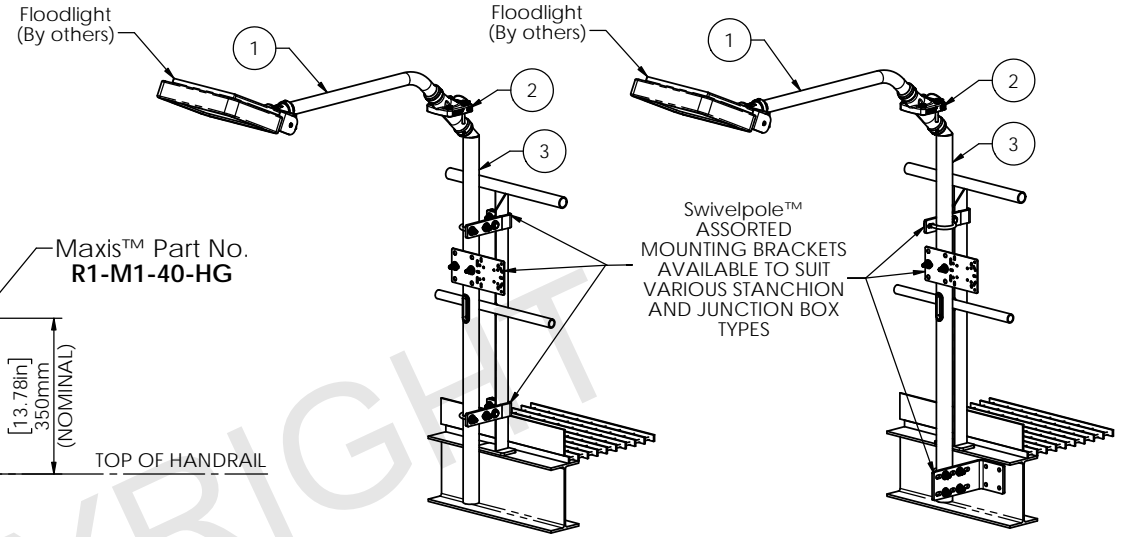
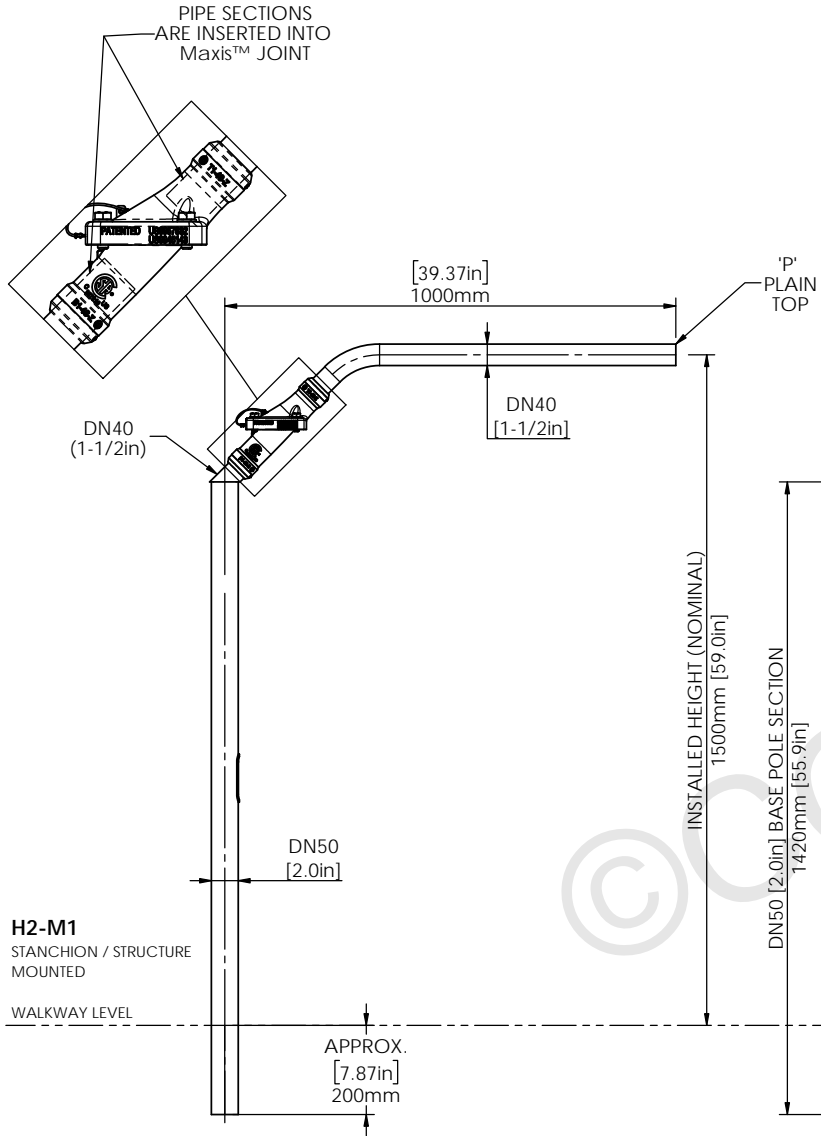


# STRUCTURALLY CERTIFIED

ITEM No.	QTY.	DESCRIPTION	MATERIAL OPTIONS
1	1	TOP POLE SECTION - PLAIN	STEEL / HOT DIP GALVANISED
2	1	Maxis™ M1 JOINT	STEEL / HOT DIP GALVANISED
3	1	BASE POLE SECTION - SLOTTED - SUPPLIED WITH CABLE SLOT GROMMET	STEEL / HOT DIP GALVANISED



**H2-M1 HORIZONTAL STANCHION MOUNTED**  
TYPICAL ASSEMBLY

**H2-M1 HORIZONTAL STANCHION/STRUCTURE MOUNTED**  
TYPICAL ASSEMBLY

**Ordering Information: HOT-DIP GALVANISED**

INSTALLED HEIGHT	PRODUCT CODE	WEIGHT
1500mm [5']	H2-M1-1500-10-P-HG	15.3 kg (33.7 lb)

**H2-M1**  
STANCHION / STRUCTURE MOUNTED

WALKWAY LEVEL

**IEC**



Scan Code with QR Reader app for more Swivelpole™ - Maxis™ Product Information

**maxis**  
PATENTED PRODUCTS

[www.maxisjoint.com](http://www.maxisjoint.com)

**PATENTED**  
PRODUCTS

[www.swivelpole.com](http://www.swivelpole.com)

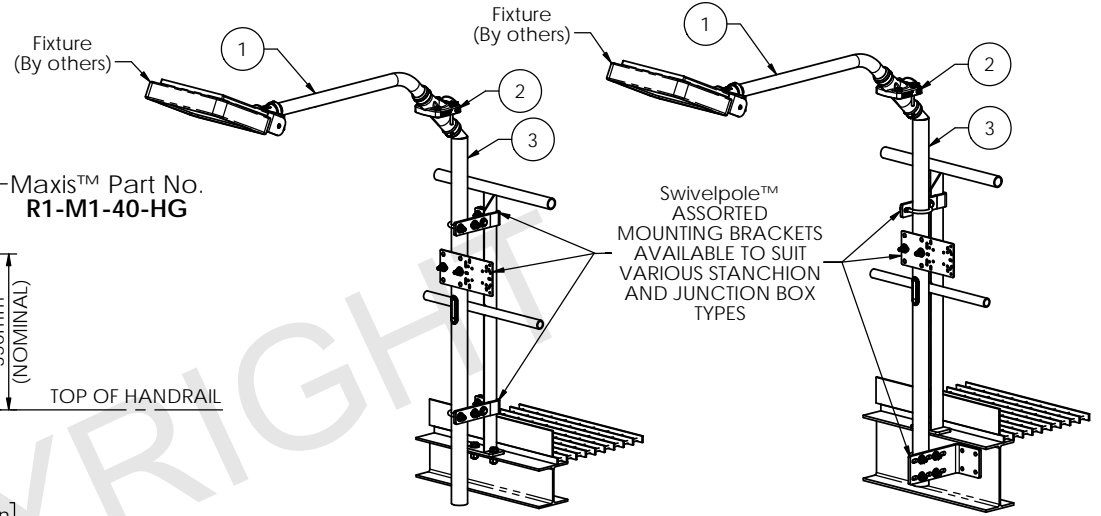
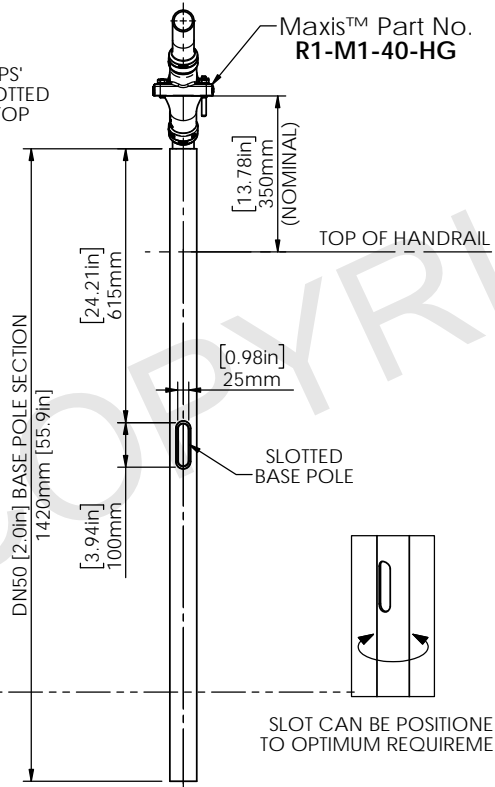
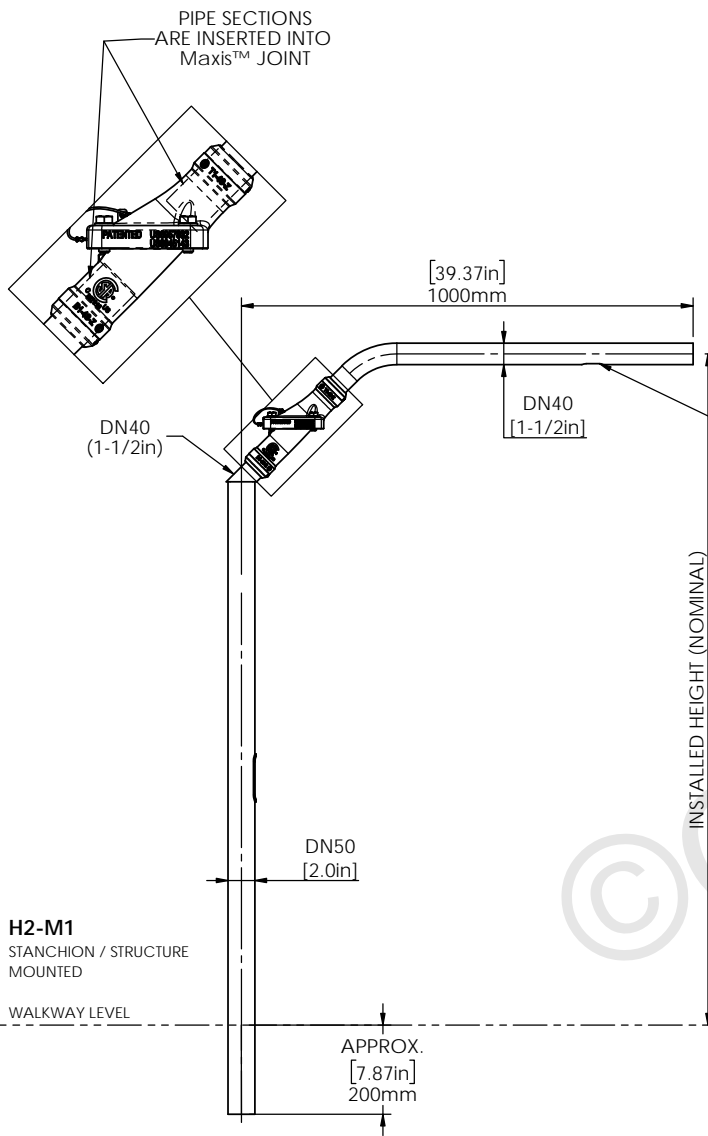
**Swivelpole**

This document is the property of and protected by copyright owned by Swivelpole Group Pty Ltd and/or Exemplar Products Pty Ltd. The designs and other information embodied in this document comprise confidential information of Swivelpole Group Pty Ltd and/or Exemplar Products Pty Ltd and form part of products covered by international patents and registered designs including US patent No 6957832 and US patent No 9945143. Unauthorised use, reproduction and disclosure are strictly prohibited. This document must not be removed from the premises of the licensed user of this document without Swivelpole Group Pty Ltd's and/or Exemplar Products Pty Ltd's prior approval.

ALL DIMENSIONS ARE IN MILLIMETERS / INCHES		SERIES / CODE	PART NUMBER
		HORIZ	As Noted
DRAWN BY	DATE	TITLE	
KM	04/10/24	Swivelpole™ H2 - Maxis™ M1 Horizontal	
CHECKED BY	DATE	DN50 BASE - Slotted with Spigot, DN40 TOP - Plain	
BP	04/10/24	Client Detail	
APPROVED BY	DATE	DRG No	
AI	04/10/24	C-IEC-H2-M1-1500-10-P-HG	
THIRD ANGLE PROJECTION	SCALE	N.T.S.	REV
			0
			A3

# STRUCTURALLY CERTIFIED

ITEM No.	QTY.	DESCRIPTION	MATERIAL OPTIONS
1	1	TOP POLE SECTION - SLOTTED	STEEL / HOT DIP GALVANISED
2	1	Maxis™ M1 JOINT	STEEL / HOT DIP GALVANISED
3	1	BASE POLE SECTION - SLOTTED - SUPPLIED WITH CABLE SLOT GROMMET	STEEL / HOT DIP GALVANISED



**H2-M1 HORIZONTAL STANCHION MOUNTED**  
TYPICAL ASSEMBLY

**H2-M1 HORIZONTAL STANCHION/STRUCTURE MOUNTED**  
TYPICAL ASSEMBLY

**Ordering Information: HOT-DIP GALVANISED**

INSTALLED HEIGHT	PRODUCT CODE	WEIGHT
1500mm [5']	H2-M1-1500-10-PS-HG	15.3 kg (33.7 lb)

IEC



Scan Code with QR Reader app for more Swivelpole™ - Maxis™ Product Information

**maxis**  
PATENTED PRODUCTS

[www.maxisjoint.com](http://www.maxisjoint.com)

**PATENTED PRODUCTS**

[www.swivelpole.com](http://www.swivelpole.com)

**Swivelpole**

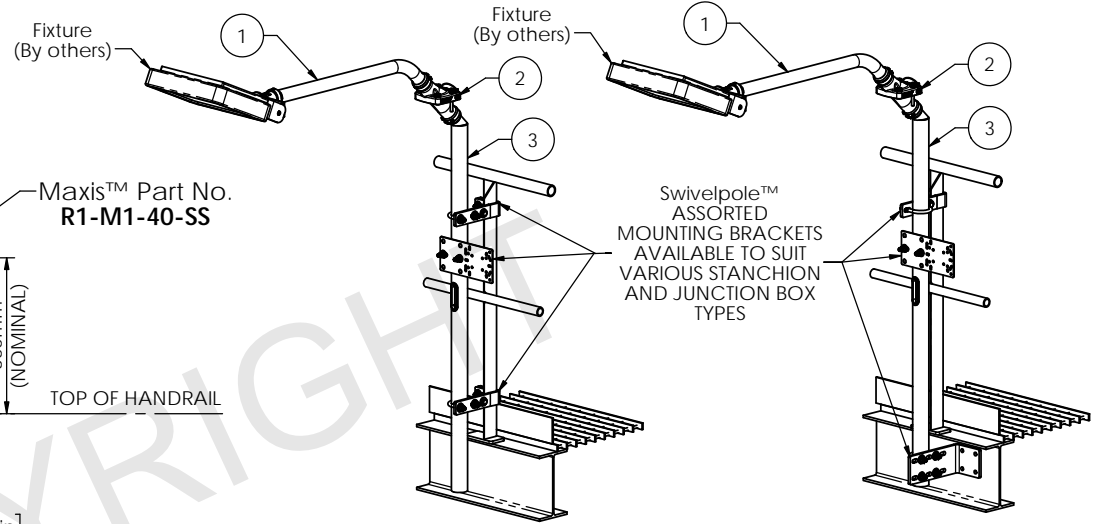
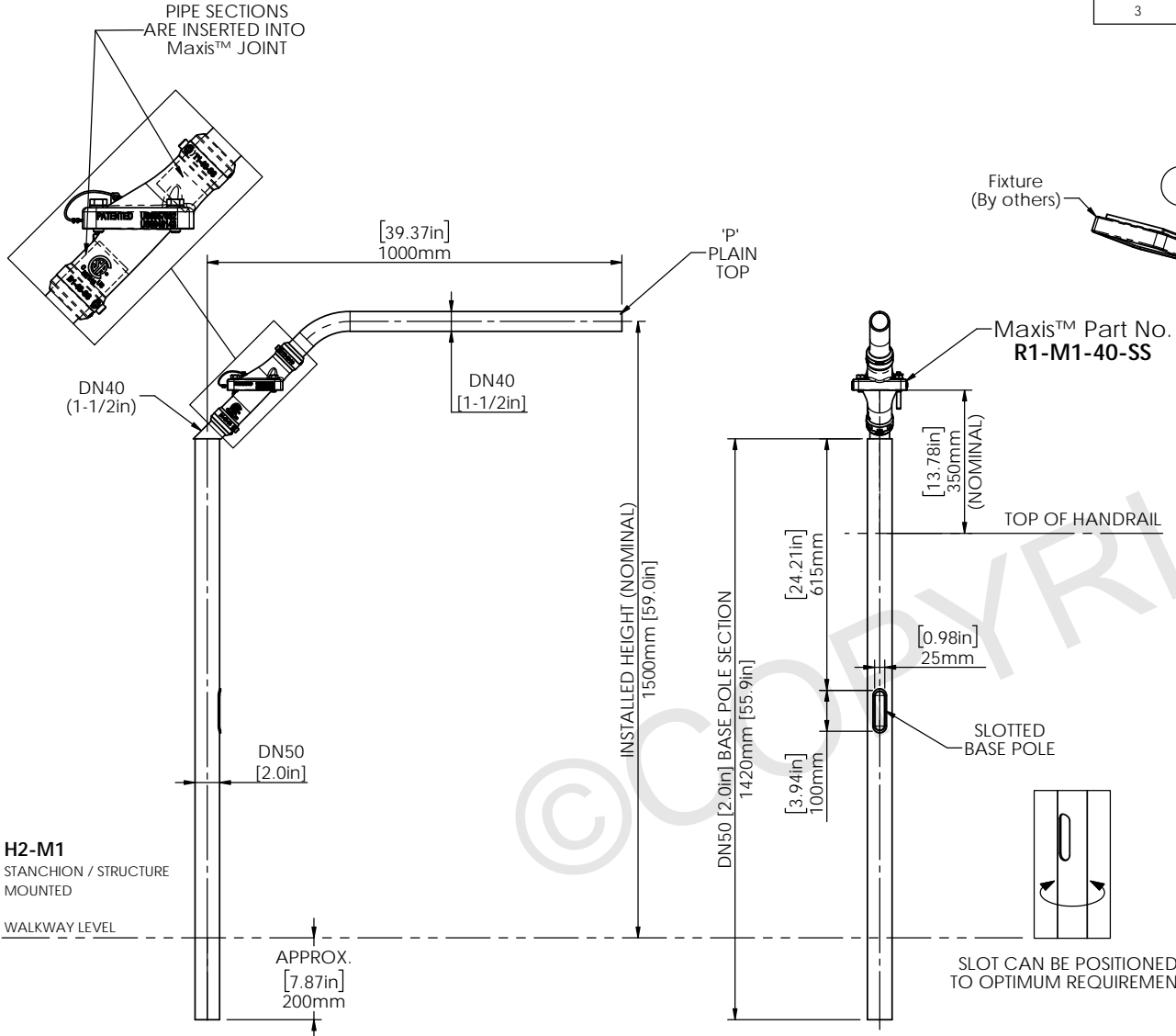
This document is the property of and protected by copyright owned by Swivelpole Group Pty Ltd and/or Exemplar Products Pty Ltd. The designs and other information embodied in this document comprise confidential information of Swivelpole Group Pty Ltd and/or Exemplar Products Pty Ltd and form part of products covered by international patents and registered designs including US patent No 6957832 and US patent No 9945143. Unauthorised use, reproduction and disclosure are strictly prohibited. This document must not be removed from the premises of the licensee of this document without Swivelpole Group Pty Ltd's and/or Exemplar Products Pty Ltd's prior approval.

ALL DIMENSIONS ARE IN MILLIMETERS / INCHES	SERIES / CODE	PART NUMBER
	HORIZ	As Noted
DRAWN BY: KM	DATE: 07/10/24	TITLE: Swivelpole™ H2 - Maxis™ M1 Horizontal DN50 BASE - SLOTTED with Spigot, DN40 TOP - SLOTTED Client Detail
CHECKED BY: BP	DATE: 07/10/24	
APPROVED BY: AI	DATE: 07/10/24	
THIRD ANGLE PROJECTION	SCALE: N.T.S.	DRG No: C-IEC-H2-M1-1500-10-PS-HG

REV 0 A3

# STRUCTURALLY CERTIFIED

ITEM No.	QTY.	DESCRIPTION	MATERIAL OPTIONS
1	1	TOP POLE SECTION - PLAIN	316 STAINLESS STEEL
2	1	Maxis™ M1 JOINT	316 STAINLESS STEEL
3	1	BASE POLE SECTION - SLOTTED - SUPPLIED WITH CABLE SLOT GROMMET	316 STAINLESS STEEL



### Ordering Information: 316 STAINLESS STEEL

INSTALLED HEIGHT	PRODUCT CODE	WEIGHT
1500mm [5']	H2-M1-1500-10-P-SS	16.9kg (37.2 lb)

**H2-M1**  
STANCHION / STRUCTURE MOUNTED

**IEC**



Scan Code with QR Reader app for more Swivelpole™ - Maxis™ Product Information

**maxis**  
PATENTED PRODUCTS

[www.maxisjoint.com](http://www.maxisjoint.com)

**PATENTED**  
PRODUCTS

[www.swivelpole.com](http://www.swivelpole.com)

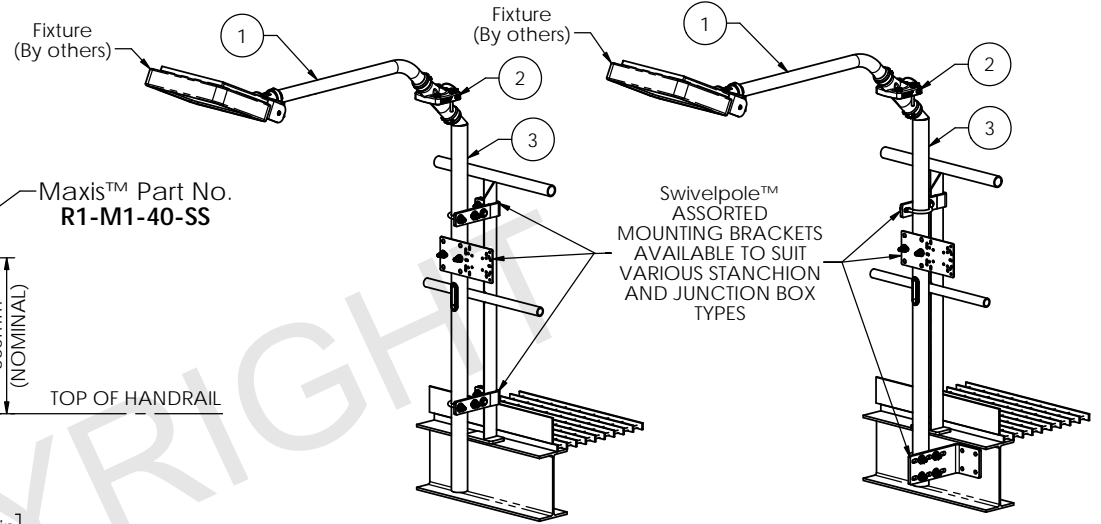
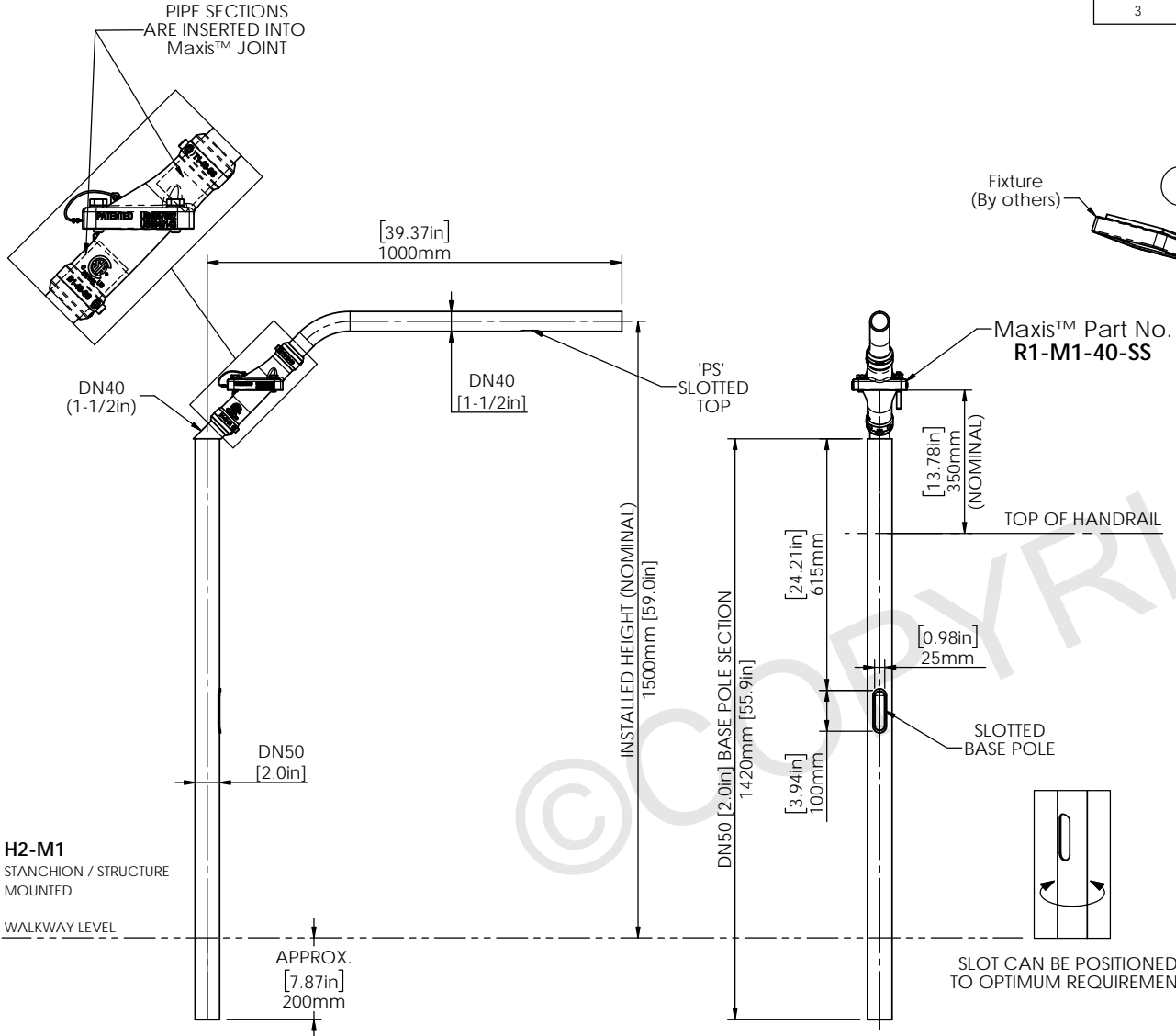
**swivelpole**

This document is the property of and protected by copyright owned by Swivelpole Group Pty Ltd and or Exemplar Products Pty Ltd. The designs and other information embodied in this document comprise confidential information of Swivelpole Group Pty Ltd and or Exemplar Products Pty Ltd and form part of products covered by international patents and registered designs including US patent No 6957832 and US patent No 9945143. Unauthorised use, reproduction and disclosure are strictly prohibited. This document must not be removed from the premises of the licensee of this document without Swivelpole Group Pty Ltd's and or Exemplar Products Pty Ltd's prior approval.

ALL DIMENSIONS ARE IN MILLIMETERS / INCHES		SERIES / CODE	PART NUMBER
		HORIZ	As Noted
DRAWN BY	DATE	TITLE	
KM	07/10/24	Swivelpole™ H2 - Maxis™ M1 Horizontal	
CHECKED BY	DATE	DN50 BASE - Slotted with Spigot, DN40 TOP - Plain	
BP	07/10/24	Client Detail	
APPROVED BY	DATE	DRG No	
AI	07/10/24	C-IEC-H2-M1-1500-10-P-SS	
THIRD ANGLE PROJECTION	SCALE	N.T.S.	REV
			0
			A3

# STRUCTURALLY CERTIFIED

ITEM No.	QTY.	DESCRIPTION	MATERIAL OPTIONS
1	1	TOP POLE SECTION - SLOTTED	316 STAINLESS STEEL
2	1	Maxis™ M1 JOINT	316 STAINLESS STEEL
3	1	BASE POLE SECTION - SLOTTED - SUPPLIED WITH CABLE SLOT GROMMET	316 STAINLESS STEEL



### Ordering Information: 316 STAINLESS STEEL

INSTALLED HEIGHT	PRODUCT CODE	WEIGHT
1500mm [5']	H2-M1-1500-10-PS-SS	16.9kg (37.2 lb)

**H2-M1**  
STANCHION / STRUCTURE MOUNTED

**IEC**



Scan Code with QR Reader app for more Swivelpole™ - Maxis™ Product Information

**maxis**  
PATENTED PRODUCTS

[www.maxisjoint.com](http://www.maxisjoint.com)

**PATENTED** PRODUCTS

[www.swivelpole.com](http://www.swivelpole.com)

**swivelpole**

This document is the property of and protected by copyright owned by Swivelpole Group Pty Ltd and or Exemplar Products Pty Ltd. The designs and other information embodied in this document comprise confidential information of Swivelpole Group Pty Ltd and or Exemplar Products Pty Ltd and form part of products covered by international patents and registered designs including US patent No 6957832 and US patent No 9945143. Unauthorised use, reproduction and disclosure are strictly prohibited. This document must not be removed from the premises of the licensee of this document without Swivelpole Group Pty Ltd's and or Exemplar Products Pty Ltd's prior approval.

ALL DIMENSIONS ARE IN MILLIMETERS / INCHES		SERIES / CODE	PART NUMBER
		HORIZ	As Noted
DRAWN BY	DATE	TITLE	
KM	07/10/24	Swivelpole™ H2 - Maxis™ M1 Horizontal	
CHECKED BY	DATE	DN50 BASE - Slotted with Spigot, DN40 TOP - Slotted	
BP	07/10/24	Client Detail	
APPROVED BY	DATE	DRG No	
AI	07/10/24	C-IEC-H2-M1-1500-10-PS-SS	
THIRD ANGLE PROJECTION	SCALE	N.T.S.	REV
			0
			A3