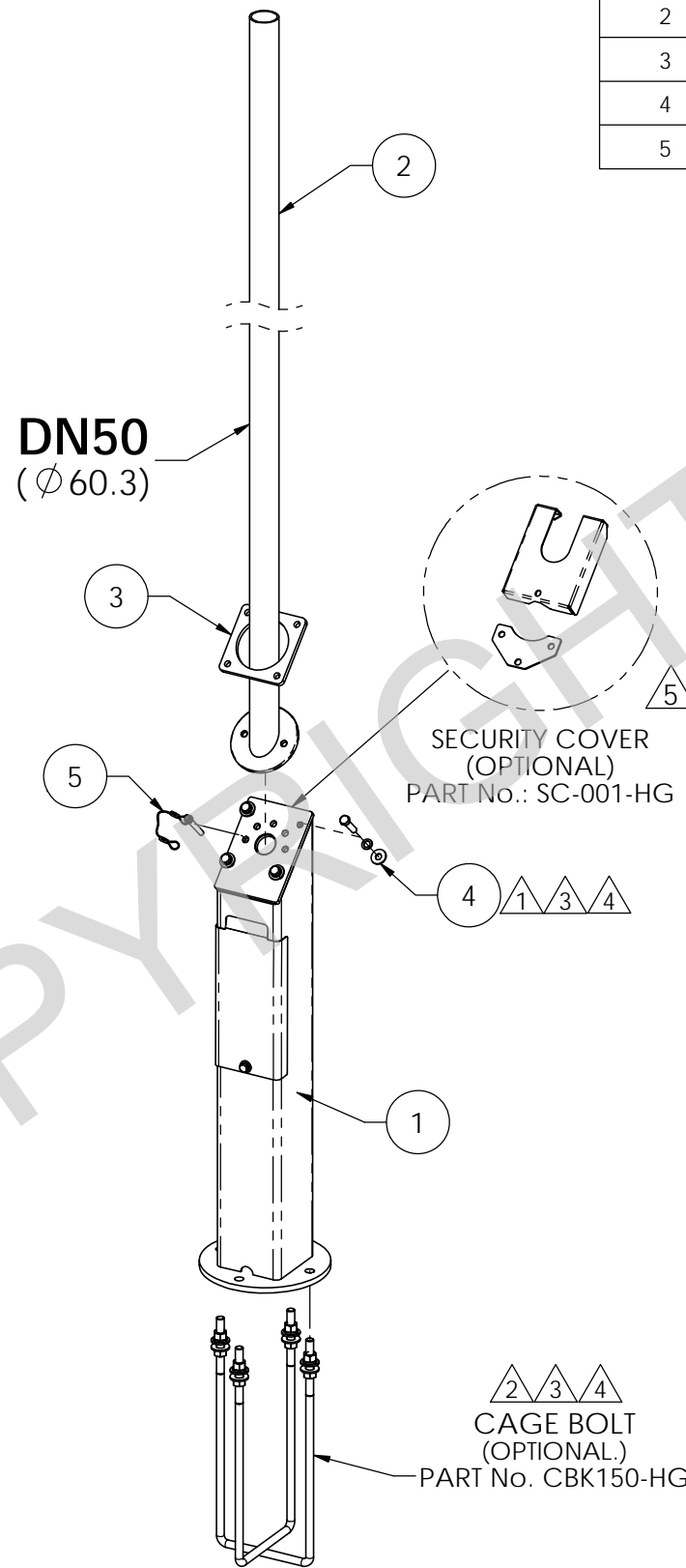


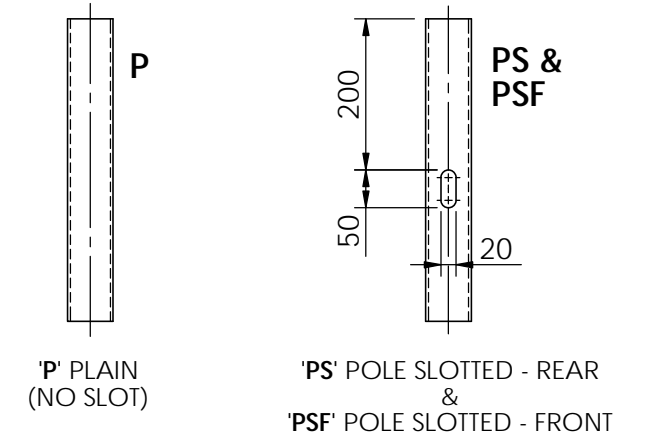
SECTION A-A



F12 - FLOOR MOUNTED POLE
TYPICAL INSTALLATION

ITEM NO.	QTY.	PART NUMBER	DESCRIPTION	WEIGHT
1	1	F12-BSQ1000-HG	BASE SECTION ASSEMBLY	27.7
2	1	T50 TOP POLE (HG)	DN50 (60.3mm) TOP POLE SECTION	Varies
3	1	CP10-150-001-HG	10mm CLAMP PLATE	0.9
4	4	FSNK-002-HG	M12 FASTENER KIT - HG	0.08
5	1	SP10-HG	SAFETY PIN AND CABLE	0.07

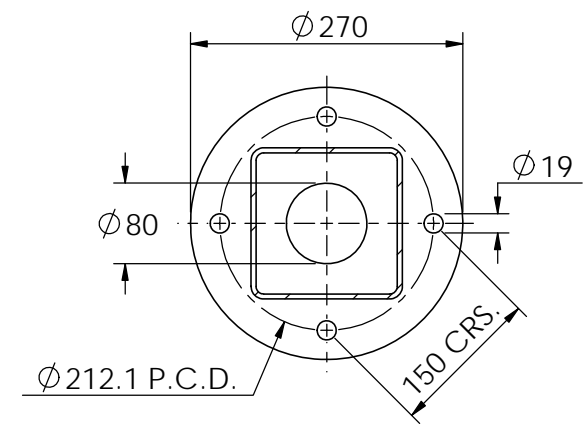
POLE TOP OPTIONS



INSTALLED HEIGHT	PRODUCT CODE
4000 PLAIN	F12-4000-P-HG
4000 REAR SLOT	F12-4000-PS-HG
4000 FRONT SLOT	F12-4000-PSF-HG

POLE PART No.	WEIGHT
F12-4000 Series	44.9 kg

(with ROUND BASE PLATE)



SECTION B-B



PATENTED
PRODUCTS

www.swivelpole.com

This document is the property of and protected by copyright owned by Swivelpole Group Pty Ltd. The designs and other information embodied in this document comprise confidential information of Swivelpole Group Pty Ltd and form part of products covered by international patents and registered designs including US patent No 6957832. Unauthorised use, reproduction and disclosure are strictly prohibited. This document must not be removed from the premises of the licensed user of this document without Swivelpole Group Pty Ltd's prior approval.			
ALL DIMENSIONS ARE IN MILLIMETERS	PROJECT SWIVELPOLE™	SERIES / CODE F	PART NUMBER As Shown
DRAWN BY AD	DATE 20-09-09	Swivelpole™ F12 - Round Base Plate General Assembly Client Detail	
CHECKED BY FB	DATE 16-06-10		
APPROVED BY PP	DATE 17-06-10		
THIRD ANGLE PROJECTION	SCALE 1:7.5	DRG No C-AU-F12-001-HG	REV 5 A3